

# GOVERNORS' EDUCATION PROFILE SERIES

CLASS OF 2018



NGA is boldly nonpartisan. Through NGA, governors share best practices, speak with an informed voice on national policy and develop innovative solutions that improve state government and support the principles of federalism.



ACT is a mission-driven, nonprofit organization dedicated to helping people achieve education and workplace success. Headquartered in Iowa City, Iowa, ACT is trusted as a leader in college and career readiness, providing high-quality assessments grounded in nearly 60 years of research. ACT offers a uniquely integrated set of solutions designed to provide personalized insights that help individuals succeed from elementary school through career.

<sup>1</sup> [https://nces.ed.gov/programs/digest/d17/tables/dt17\\_203.40.asp?current=yes](https://nces.ed.gov/programs/digest/d17/tables/dt17_203.40.asp?current=yes); [https://nces.ed.gov/programs/digest/d16/tables/dt16\\_203.20.asp?current=yes](https://nces.ed.gov/programs/digest/d16/tables/dt16_203.20.asp?current=yes); [https://nces.ed.gov/programs/digest/d17/tables/dt17\\_304.10.asp?current=yes](https://nces.ed.gov/programs/digest/d17/tables/dt17_304.10.asp?current=yes)

<sup>2</sup> <http://nieer.org/wp-content/uploads/2018/07/State-of-Preschool-2017-Full-7-16-18.pdf>; <https://stats.bls.gov/oes/special.requests/oesm17st.zip>

<sup>3</sup> <https://www.nationsreportcard.gov/ndecore/landing>. Analysis done by ACT.

<sup>4</sup> [https://nces.ed.gov/programs/digest/d17/tables/dt17\\_219.46.asp](https://nces.ed.gov/programs/digest/d17/tables/dt17_219.46.asp)

<sup>5</sup> [http://www.sheeo.org/sites/default/files/project-files/SHEEO\\_SHEF\\_FY2017\\_FINAL.pdf](http://www.sheeo.org/sites/default/files/project-files/SHEEO_SHEF_FY2017_FINAL.pdf); [https://www.nassgapsurvey.com/survey\\_reports/2016-2017-48th.pdf](https://www.nassgapsurvey.com/survey_reports/2016-2017-48th.pdf)

<sup>6</sup> [https://ticas.org/sites/default/files/pub\\_files/classof2017.pdf](https://ticas.org/sites/default/files/pub_files/classof2017.pdf); <http://www.iowaworkforcedevelopment.gov/laborshed-studies>



# GOVERNOR KIM REYNOLDS

## Major Education Priorities: ★ Preparing Students for the Knowledge Economy

### ★ Workforce Readiness/STEM ★ K-12 Funding

**BACKGROUND:** Governor Reynolds is a fifth-generation Iowan who grew up in St. Charles, IA. She previously served as county treasurer, a state senator and lieutenant governor. The governor pursued her college degree while working and raising a family and graduated in 2016 from Iowa State University. The governor has three children and 10 grandchildren.

**PARTY AFFILIATION:** Republican

## Early Education and K-12 Educational Priorities



**Work-Based Learning and STEM:** As co-chair of the Governor's STEM Advisory Council, she has delivered high-quality STEM education programs to hundreds of thousands of preK-12 students and expanded authentic professional learning experiences for students through school-business partnerships.



**Computer Science:** Launched the Computer Science is Elementary project to transform six high-poverty elementary schools into models of outstanding computer science instruction.



**Additional Priorities:** Elevating the teaching profession through Iowa's Teacher Leadership and Compensation System, the most extensive teacher leadership system in the nation, expanding dual enrollment opportunities for high school students into the summer and ensuring all children read proficiently by the end of third grade.



**Mental Health:** Created a Children's Mental Health Board to examine the current system and make recommendations to implement a children's mental health system.



**K-12 Funding:** Has highlighted \$765M in additional funding for K-12 education since 2011.

## Student Enrollment<sup>1</sup>



## Higher Education and Workforce Priorities

**Workforce Readiness:** The Future Ready Iowa initiative aims to increase the share of Iowans in the workforce with postsecondary credentials to 70 percent by creating a last-dollar scholarship to cover tuition up to a two-year degree in programs of study leading to high-demand jobs, expanding registered apprenticeships and providing grants to encourage adults to return and complete a bachelor's degree in certain fields.

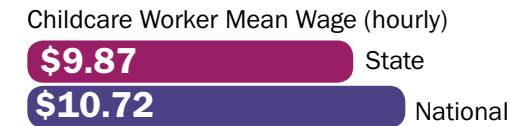


My vision for the future is an Iowa overflowing with opportunity – opportunity for our working families, young people, and our communities, both rural and urban.

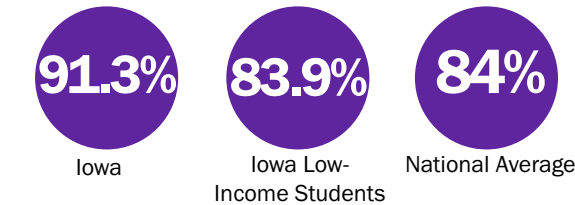


# State of Iowa Education

## Early Childhood Facts<sup>2</sup>

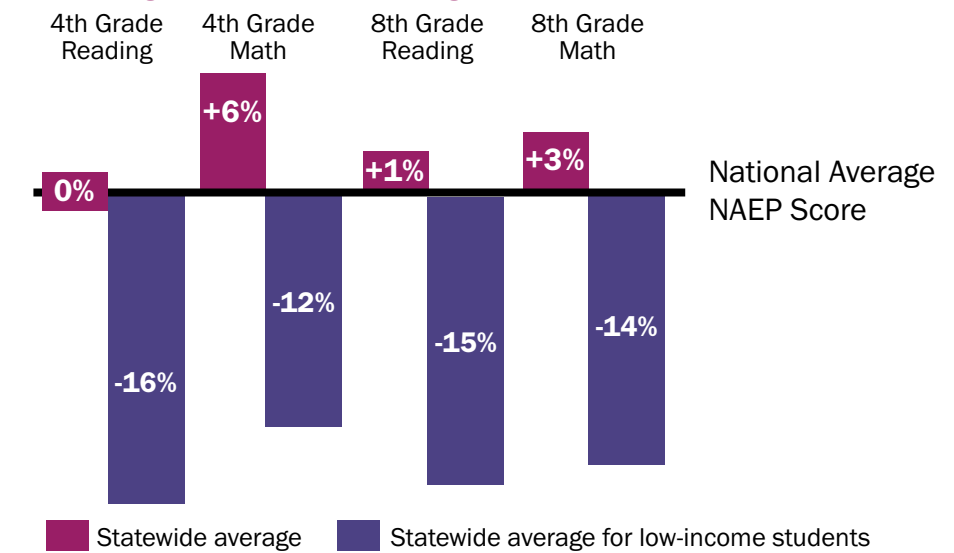


## High School Graduation Rate<sup>4</sup>



## Iowa National Assessment of Educational Progress (NAEP) Scores<sup>3</sup>

Percentage of students performing at or above proficient level



## Are Iowa Students Ready for College?

The ACT test is the most frequently taken college entrance exam in the U.S. The chart below shows the ACT Composite score distribution for students in Iowa and the U.S.

ACT COMPOSITE	IOWA	NATION
1-18	27.6%	39.9%
19-23	37.6%	29.1%
24-36	34.8%	31%

## STEM Careers: Are Iowa Students Interested and Ready?



In Iowa, **48.6 percent** of ACT-tested students from the class of 2018 had aspirations to pursue a future in STEM. Of those students, **28.6 percent** are prepared for first-year college coursework related to STEM fields.

## Higher Education Stats<sup>5</sup>

	IOWA	NATIONAL AVERAGE
Educational Appropriations per Full-Time Equivalent	<b>\$5,997</b>	<b>\$7,642</b>
Total State Grant Expenditures as Percentage of State Fiscal Support for Higher Education	<b>8%</b>	<b>12.7%</b>
Percent Change in Total Spending Since 2008	<b>-22.5%</b>	<b>-11.6%</b>
State Grant Aid per Full-Time Undergraduate Student	<b>\$388.04</b>	<b>\$816.79</b>
Need-based State Grant Aid per Full-Time Undergraduate Student	<b>\$357.56</b>	<b>\$623.66</b>

## Higher Education Outcomes<sup>6</sup>

Percent of Residents with an Associate's Degree or Higher:



Percent of Residents with a Bachelor's Degree or Higher:



Average Student Debt:

