

GOVERNORS' EDUCATION PROFILE SERIES

CLASS OF 2018



NGA is boldly nonpartisan. Through NGA, governors share best practices, speak with an informed voice on national policy and develop innovative solutions that improve state government and support the principles of federalism.



ACT is a mission-driven, nonprofit organization dedicated to helping people achieve education and workplace success. Headquartered in Iowa City, Iowa, ACT is trusted as a leader in college and career readiness, providing high-quality assessments grounded in nearly 60 years of research. ACT offers a uniquely integrated set of solutions designed to provide personalized insights that help individuals succeed from elementary school through career.

¹ https://nces.ed.gov/programs/digest/d17/tables/dt17_203.40.asp?current=yes; https://nces.ed.gov/programs/digest/d16/tables/dt16_203.20.asp?current=yes; https://nces.ed.gov/programs/digest/d17/tables/dt17_304.10.asp?current=yes

² <http://nieer.org/wp-content/uploads/2018/07/State-of-Preschool-2017-Full-7-16-18.pdf>; <https://stats.bls.gov/oes/special.requests/oesm17st.zip>

³ <https://www.nationsreportcard.gov/ndecore/landing>. Analysis done by ACT.

⁴ https://nces.ed.gov/programs/digest/d17/tables/dt17_219.46.asp

⁵ http://www.sheeo.org/sites/default/files/project-files/SHEEO_SHEF_FY2017_FINAL.pdf; https://www.nassgapsurvey.com/survey_reports/2016-2017-48th.pdf

⁶ https://ticas.org/sites/default/files/pub_files/classof2017.pdf; https://factfinder.census.gov/bkmk/table/1.0/en/ACS/17_5YR/DP02/0100000US|0100000US.04000.001. Analysis done by ACT. Reflects adults, residing in the state, aged 25 and older.



GOVERNOR PETE RICKETTS

Major Education Priorities: ★ K-12 Funding ★ Early Grade Literacy
★ Teacher Preparation ★ Workforce Readiness

BACKGROUND: Governor Ricketts was born and raised in Nebraska and received his college education, both undergraduate and graduate business degrees, from the University of Chicago. He worked for his family's company, Ameritrade, and founded a company promoting startups. He is married with three children.

PARTY AFFILIATION: Republican

Early Education and K-12 Educational Priorities

Early Grade Literacy: Signed a bill creating the Nebraska Reading Improvement Act and highlighted early literacy as a foundational component to students' academic success.

K-12 Funding: Prioritized K-12 funding levels, protecting it from budget cuts in his most recent budget including special education funding. Supports making the school funding formula more fair.

Teacher Recruitment and Retention: Signed a regulation to allow active military spouses who had previously taught at accredited schools in another state to get a three-year teaching certificate in Nebraska.

Additional Priorities: School choice, school accountability and grading, teacher quality and early grade literacy.

Student Enrollment¹



Higher Education and Workforce Priorities

Workforce Readiness: Supports the use of dual credit, registered apprenticeships and STEM education to ensure that students are prepared with the job skills they need to enter the workforce.

Career Exploration: Created the Developing Youth Talent Initiative that supports partnerships between local Nebraska businesses and area public schools to engage 7th and 8th grade students in career exploration programs.

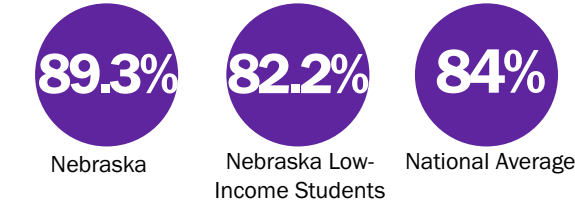
“Despite budget downturns, I have prioritized K-12 education and special education in my budgets. We must continue to work to expand choice for young Nebraskans and help them develop the skills they need to achieve their dreams through programs such as the Developing Youth Talent Initiative.”

State of Nebraska Education

Early Childhood Facts²

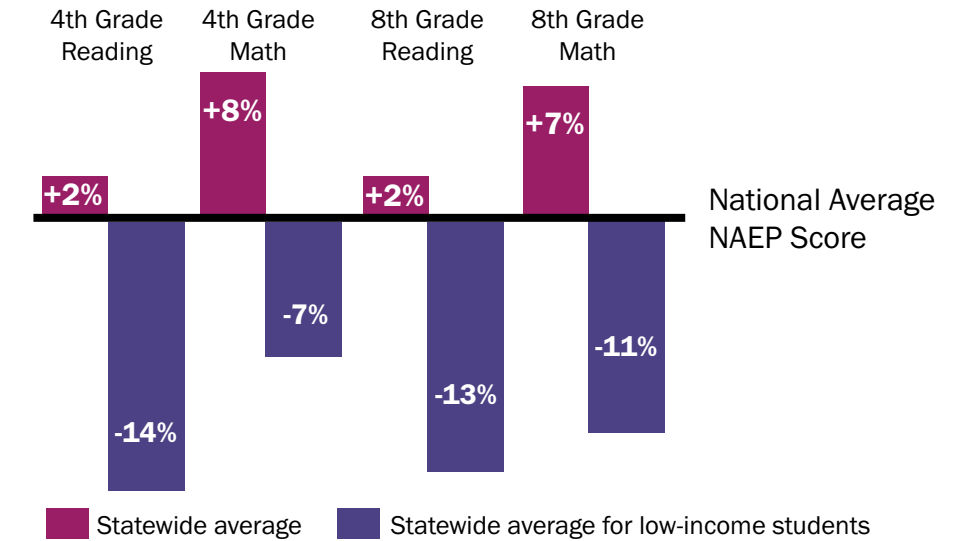


High School Graduation Rate⁴



Nebraska National Assessment of Educational Progress (NAEP) Scores³

Percentage of students performing at or above proficient level



Are Nebraska Students Ready for College?

The ACT test is the most frequently taken college entrance exam in the U.S. The chart below shows the ACT Composite score distribution for students in Nebraska and the U.S.

ACT COMPOSITE	NEBRASKA	NATION
1-18	43.6%	39.9%
19-23	30.1%	29.1%
24-36	26.3%	31%

STEM Careers: Are Nebraska Students Interested and Ready?

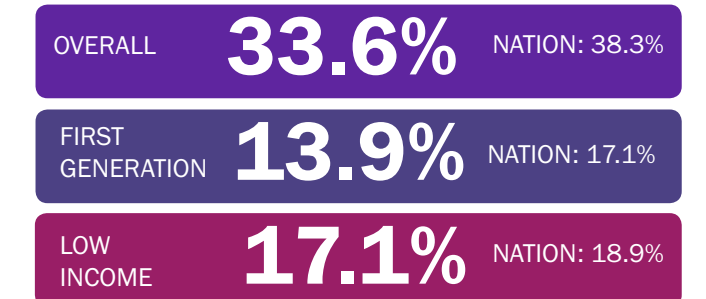
In Nebraska, **44.2 percent** of ACT-tested students from the class of 2018 had aspirations to pursue a future in STEM. Of those students, **22.7 percent** are prepared for first-year college coursework related to STEM fields.



College Readiness is More than ONE Number

Along with their ACT Composite score, students also receive scores in four subject areas – Math, Science, English and Reading – along with target (or “Benchmark”) scores that will help them gauge their likelihood of earning a B or C in credit-bearing first-year college courses. The percentages of students who met at least three of these four Benchmark scores are provided below.

Students in Nebraska Who Met at Least 3 of 4 College-Ready Benchmark Scores



Higher Education Stats⁵

	NEBRASKA	NATIONAL AVERAGE
Educational Appropriations per Full-Time Equivalent	\$9,801	\$7,642
Total State Grant Expenditures as Percentage of State Fiscal Support for Higher Education	2.7%	12.7%
Percent Change in Total Spending Since 2008	8.1%	-11.6%
State Grant Aid per Full-Time Undergraduate Student	\$227.70	\$816.79
Need-based State Grant Aid per Full-Time Undergraduate Student	\$203.36	\$623.66

Higher Education Outcomes⁶

Percent of Residents with an Associate's Degree or Higher:



Percent of Residents with a Bachelor's Degree or Higher:



Average Student Debt:

