

GOVERNORS' EDUCATION PROFILE SERIES

CLASS OF 2018



NGA is boldly nonpartisan. Through NGA, governors share best practices, speak with an informed voice on national policy and develop innovative solutions that improve state government and support the principles of federalism.



ACT is a mission-driven, nonprofit organization dedicated to helping people achieve education and workplace success. Headquartered in Iowa City, Iowa, ACT is trusted as a leader in college and career readiness, providing high-quality assessments grounded in nearly 60 years of research. ACT offers a uniquely integrated set of solutions designed to provide personalized insights that help individuals succeed from elementary school through career.

¹ https://nces.ed.gov/programs/digest/d17/tables/dt17_203.40.asp?current=yes; https://nces.ed.gov/programs/digest/d16/tables/dt16_203.20.asp?current=yes; https://nces.ed.gov/programs/digest/d17/tables/dt17_304.10.asp?current=yes

² <http://nieer.org/wp-content/uploads/2018/07/State-of-Preschool-2017-Full-7-16-18.pdf>; <https://stats.bls.gov/oes/special.requests/oesm17st.zip>

³ <https://www.nationsreportcard.gov/ndecore/landing>. Analysis done by ACT.

⁴ https://nces.ed.gov/programs/digest/d17/tables/dt17_219.46.asp

⁵ http://www.sheeo.org/sites/default/files/project-files/SHEEO_SHEF_FY2017_FINAL.pdf; https://www.nassgapsurvey.com/survey_reports/2016-2017-48th.pdf

⁶ https://ticas.org/sites/default/files/pub_files/classof2017.pdf; https://factfinder.census.gov/bkmk/table/1.0/en/ACS/17_5YR/DP02/0100000US|0100000US.04000.001. Analysis done by ACT. Reflects adults, residing in the state, aged 25 and older.



GOVERNOR GREG ABBOTT

Major Education Priorities: ★ Early Education ★ Workforce ★ Teachers and Leaders ★ Higher Education

BACKGROUND: Governor Abbott was born in Texas and graduated from the University of Texas and Vanderbilt's law school. Prior to being elected governor, he served as a state trial judge, on the Texas Supreme Court and as attorney general of Texas. Governor Abbott is married with one daughter.

PARTY AFFILIATION: Republican

"The final phase of my four-part Educating Texans Plan focuses on making higher education in Texas more affordable for more families and on reducing the crushing burden of student loan debt."
- Gov. Abbott

Early Education and K-12 Educational Priorities

Early Education: Governor Abbott focuses on a number of areas in early education, including improving early grade literacy through teacher development and funding for high-quality pre-k programs.

Teacher Quality: Governor Abbott specifically concentrates on recruiting and retaining the highest quality teachers through increasing compensation and providing professional development opportunities.

Additional Priorities: Increase digital learning, focus on STEM education, enhance parental engagement, boost graduation rates, prioritize spending in the classroom, reward school districts financially if they improve outcomes among targeted student groups, reduce property taxes and improve school safety.

Student Enrollment¹



Higher Education and Workforce Priorities

Higher Education Accountability: Governor Abbott has highlighted strengthening higher education with performance-based funding based on completion and employment outcomes, better transfer and articulation agreements, on-time graduation, online college-learning opportunities and competency-based education, college affordability and strengthening research universities. Additionally, through the Governor's University Research Initiative (GURI), Texas has brought top tier researchers and educators, including Nobel Laureates, to its universities.

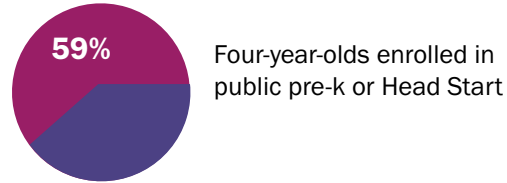
Workforce: Created a tri-agency task-force to better align higher education with the needs of the Texas workforce. Governor Abbott's 60X30 Plan aims to ensure 60 percent of Texas' 25- to 34-year-old workforce achieves a postsecondary education credential by 2030.

Additional Priorities: Higher education funding transparency, higher education research, veterans' issues and early college credit programs.

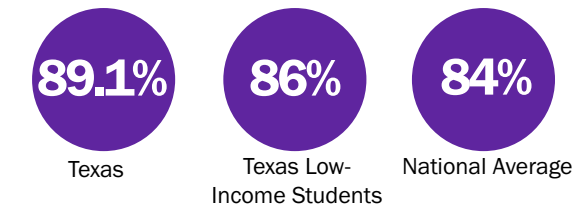
“ The future of Texas is in our classrooms today. That future depends on paying our best teachers more, rewarding districts for student achievement and growth, prioritizing spending in the classroom and reducing the burden of ever-increasing property taxes. We must seize this moment to build a better future for Texas. ”

State of Texas Education

Early Childhood Facts²

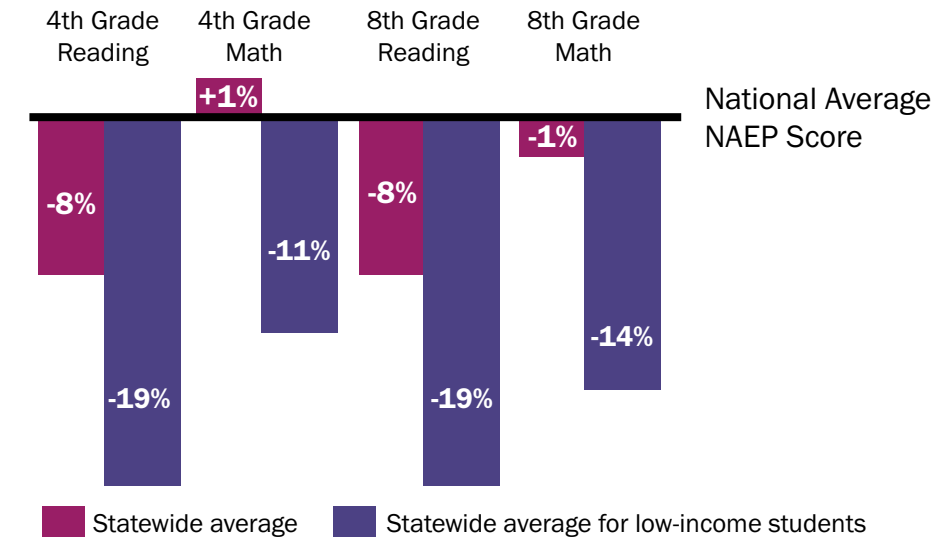


High School Graduation Rate⁴



Texas National Assessment of Educational Progress (NAEP) Scores³

Percentage of students performing at or above proficient level



Are Texas Students Ready for College?

The ACT test is the most frequently taken college entrance exam in the U.S. The chart below shows the ACT Composite score distribution for students in Texas and the U.S.

ACT COMPOSITE	TEXAS	NATION
1-18	41%	39.9%
19-23	29.9%	29.1%
24-36	29.2%	31%

STEM Careers: Are Texas Students Interested and Ready?

In Texas, **49.4 percent** of ACT-tested students from the class of 2018 had aspirations to pursue a future in STEM. Of those students, **24.7 percent** are prepared for first-year college coursework related to STEM fields.



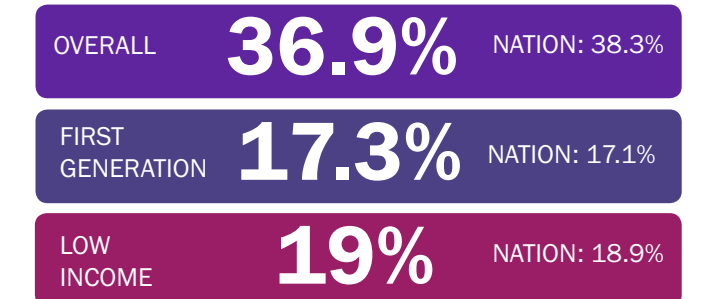
Higher Education Stats⁵

	TEXAS	NATIONAL AVERAGE
Educational Appropriations per Full-Time Equivalent	\$7,846	\$7,642
Total State Grant Expenditures as Percentage of State Fiscal Support for Higher Education	12.3%	12.7%
Percent Change in Total Spending Since 2008	-14.8%	-11.6%
State Grant Aid per Full-Time Undergraduate Student	\$870.47	\$816.79
Need-based State Grant Aid per Full-Time Undergraduate Student	\$870.47	\$623.66

College Readiness is More than ONE Number

Along with their ACT Composite score, students also receive scores in four subject areas – Math, Science, English and Reading – along with target (or “Benchmark”) scores that will help them gauge their likelihood of earning a B or C in credit-bearing first-year college courses. The percentages of students who met at least three of these four Benchmark scores are provided below.

Students in Texas Who Met at Least 3 of 4 College-Ready Benchmark Scores



Higher Education Outcomes⁶

Percent of Residents with an Associate's Degree or Higher:



Percent of Residents with a Bachelor's Degree or Higher:



Average Student Debt:

